Year 4 Parent Information

Key Recall Facts required

Previous Years

	Autumn 1	Autumn 2	Spring 1	Spring 2	Summer 1	Summer 2
Year 2	I know number bonds to 20	I know doubles and halves for numbers to 20.	I know the 2 times table (x and ÷).	I know the 10 times table (x and ÷)	I know the 5 times table (x and ÷)	I can tell the time to the nearest 5 minutes.
Year 3	I know number bonds for each number up to 20.	I know the 3x table (x and ÷)	I know the 4 times table (x and ÷)	I know the 8 times table (x and ÷)	I can recall facts about durations of time.	I can tell the time to the nearest mi-nute.

Year 4

Year 4	I know number bonds to 100.	I know the 6 and 9 times table (x and ÷)	I know the 7 and 11 times table (x and ÷)	I know all times tables up to 12 x 12 (x and ÷)	I can multiply and divide a single digit by 10 and 100.	I can recognise simple equivalent fractions.

Ideas for support

General Maths Support

- BBC Bitesize—KS2 maths –Year 4 useful videos, games and explanations of many mathemati-cal concepts and topics.
- White Rose Maths parent resources

Number bonds

- Numbots website and app
- 1 minute maths app

Doubles and halves

- Topmarks website -daily 10 and hit the button

Multiplication tables

- TT rockstars
- www.timestables.co.uk including Multiplication Table Check practice test
- Percy Parker and other YouTube times table songs

Telling the time

- Use opportunities at home to discuss the time and ask children to help you to tell the time.
- Topmarks website - matching pairs time

Year 4 Calculations

See calculation policy on website for more detailed explanations

Addition Year 4

Pictorial/ Concrete

Place value counters

2458 + 592 =

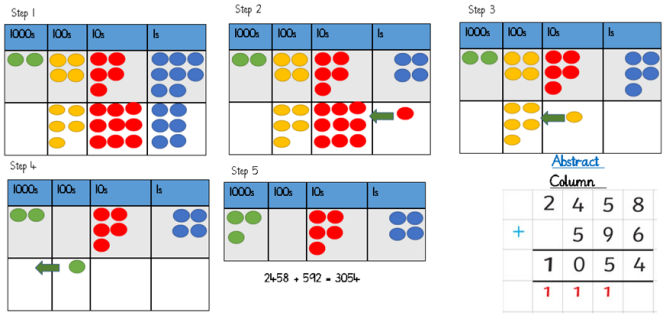

Abstract

Column

	2	4	5	8
+		5	9	6
	1	0	5	4
	1	1	1	

Subtraction Year 4

Abstract

Column Method

2344 - 187 =



Pictorial/ Concrete Place value counters

2344 - 187 =

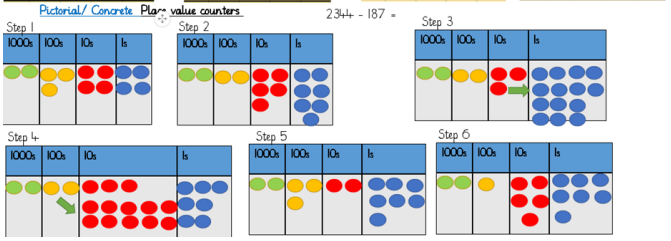

Multiplication Year 4

Abstract

Expanded Column Method

	1	3	6
X			5
	3	0	← 6 x 5
1	5	0	← 30 x 5
5	0	0	← 100 x 5
6	8	0	

Abstract

Column Method

	1	3	6
X			5
	6	8	0
	1	3	

Concrete

Place Value

64 x 3

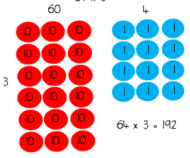

Abstract

Partitioning Place Value Arrows

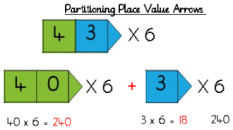

Pictorial

Bar Model

I have £1.50. Joe has 3 times as much. How much does Joe have?



Abstract

Partitioning Grid Method

X	40	3
6	240	18

40 x 6 = 240 3 x 6 = 18

240 + 18 = 258 43 x 6 = 258

Division Year 4

Abstract

Mental method

Practise mental methods and extend this to three-digit numbers.

For example

600 ÷ 3 = 200 can be derived from 2 x 3 = 6

Abstract

Formal written method



Concrete

Place value

42 ÷ 3 =

Start with the biggest place value. We are sharing 40 into three groups.

We can put 1 ten in each group and we have 1 ten left over.

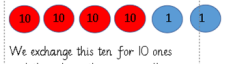

We exchange this ten for 10 ones and then share the ones equally among the groups.

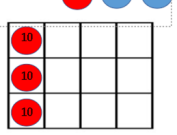

We look at how many are in each group.

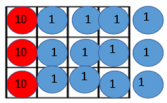

42 ÷ 3 = 14

Pictorial

Use dots or circles to divide numbers into equal groups.

