Year 2						
	Autumn 1	Autumn 2	Spring 1	Spring 2	Summer 1	Summer 2
Text	PVPG  	Disgusting Sandwich  The Three Musketeers  	RSC-The Tempest  	Enormous Crocodile  	Trip	Jack and the Beanstalk  Nature Walk
Writing Genre	**To Inform** Non-chronological report on Mini-beasts.	**To Entertain** Setting description Narrative	**To Inform** Instructions	**To Entertain** Narrative **To Inform** Non-chronological report	**To Inform** Personal recount	**To Entertain** Narrative Poetry
Composition Objectives	Pupils will be taught to: develop positive attitudes towards and stamina for writing by:					

	writing narratives about personal experiences and those of others (real and fictional) writing about real events writing poetry writing for different purposes consider what they are going to write before beginning by: planning or saying out loud what they are going to write about writing down ideas and/or key words, including new vocabulary encapsulating what they want to say, sentence by sentence make simple additions, revisions and corrections to their own writing by: evaluating their writing with the teacher and other pupils re-reading to check that their writing makes sense and that verbs to indicate time are used correctly and consistently, including verbs in the continuous form proof-reading to check for errors in spelling, grammar and punctuation [for example, ends of sentences punctuated correctly] read aloud what they have written with appropriate intonation to make the meaning clear.					
GPS English Focus	Noun Noun phrase Adjective Adverb Verb	Statement Question Exclamation Command	Present tense Past tense Commas	Consolidation, challenge and application of grammar and punctuation as required.		
GPS Rocket Phonics Focus	**Homophone and near-homophones**	**Suffixes** **Possess apostrophe**	**Contractions** **Suffixes**	**Homophone and near-homophones**	**Suffixes** **Possess apostrophe**	**Contractions** **Suffixes**
Ellison Sentence Menu	7. 2A sentence (also known as expanded noun phrase)	8. BOYS sentence 9. What + ! sentence				

Handwriting	Pupils will be taught to: form lower-case letters of the correct size relative to one another start using some of the diagonal and horizontal strokes needed to join letters and understand which letters, when adjacent to one another, are best left unjoined write capital letters and digits of the correct size, orientation and relationship to one another and to lower case letters use spacing between words that reflects the size of the letters.					
	Letter formation **Set 1** (c o a d g f s q e) **Set 2** (i l t j u y) **Set 3** (b h k m n p r) **Set 4** (v w x z)	**Set 4** (v w x z) **Capital letters** **Practising numbers**	**Introducing break letters** **Practising consistent size and height of small letters** **Diagonal join-to** Set 1 letters: ed Set 1 and 2 letters: ig	**Diagonal join to** Set 3 letters: ar Set 4 letters: aw Set 1 letters: ef Set 2 letters: il Set 3 letters: ck, tch	**To form and join from the letter** w: wa **Practising the horizontal join:** oo Set 3 letters: or, ore **Practising the fourth join to** Set 1 letters: of	**Practising the fourth join to** Set 2 letters: wl **Practising break letters** Revision and consolidation.
Oracy	Speak audibly and fluently with an	Ask relevant questions to extend	Participate in discussions, presentations,	Maintain attention and participate actively in	Consider and evaluate different	Gain, maintain and monitor the interest of the

	increasing command of Standard English. Rehearsal of sentence structure-PVPG. Harvest Assembly	their understanding and knowledge. Hot Seating- Characters from Disgusting Sandwich.	performances, role play, improvisations and debates. Shakespeare- Drama performance.	collaborative conversations. Innovation discussion- How can you change one of the clever tricks?	viewpoints, attending to and building on the contributions of others. Building a class picture of a trip to the seaside.	listener(s) Performance Poetry.